

DATA SHEET

Solis light bars

sentinel
vehicle lighting



Images

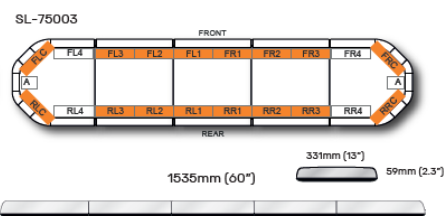
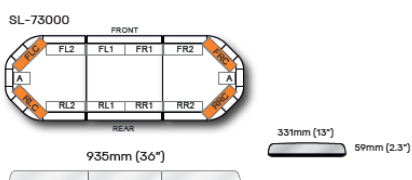


D-Fuser 6LED corner optics provide even light spread for effective 360 degree warning

D-Fuser 3LED front/rear options provide maximum head-on light projection for superior roadside warning



Layout



Example light bar (SL-73000) is certified to ECE R65 using the 4 x 6LED D-Fuser corner lighthouse modules and meets all R65 requirements.

Additional front/rear lighthouse modules can be fitted, as required to suit your own configurations. See example SL-75003.

Lighthouse modules are available in amber / red / blue / white and green.



Specifications

Functions:	Low-profile mainstream light bar
LEDs:	6LED large D-Fuser for corner lighthoods 3LED Fresnel optics for front/rear lighthoods
LED diode colours:	Amber, blue, red, white or green
Lens colours:	Amber, blue, red, clear
Flash pattern:	Built-in 7 selectable flash patterns Non-volatile memory recalls last flash pattern used at power up
Certifications:	ECE Reg 10 ECE Reg 65 SAE J845
Length:	Ranges from 24" up to 84" (for selected models)
Voltage:	Dual voltage 12/24
Operating Range:	11-30Vdc
Operating temperature:	-30°C to +75°C
Mounting options:	Standard feet mount (supplied) Optional adjustable feet mount Optional flat narrow feet, surface mount Optional flat wide feet, surface mount Optional Adjust feet mount 0 (TYPE B)
Optional equipment	Driving lights - stop lights, tail lights, direction indicators Work lights - Alley lights - LED Opal centre, LED with or without lettering Audio - sirens, speaker system Additional options - flashing red to rear, front take downs (white flashing), traffic directors, cruise mode & dim function
Reverse polarity protection:	Yes
Warranty:	5 years



Materials

Housing:	Polycarbonate
Base:	Aluminium



+44 (0) 1296 340045



sales@petersoneurope.co.uk




sentinelvehiclelighting.com

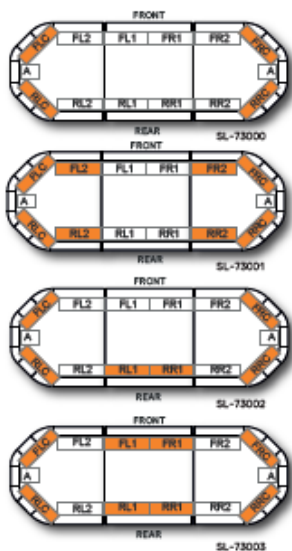


SOLIS LIGHT BAR SERIES

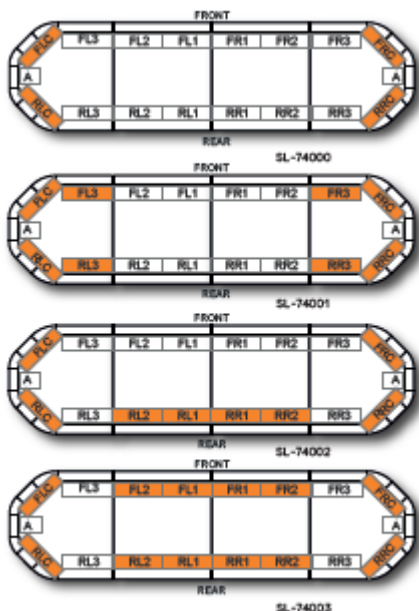
Part numbers



Part Number	LEDs	LED colour	Modules	Voltage	Plastic colours		Length (mm)	Length (inches)
					Top cover	Lenses		
SL-72000	24	Amber	4	11-30Vdc	Clear	Clear	635mm	24"
SL-72003	36	Amber	8	11-30Vdc	Clear	Clear	635mm	24"



Part Number	LEDs	LED Colour	Modules	Voltage	Plastic Colours		Length (mm)	Length (inches)
					Top Cover	Lenses		
SL-73000	24	Amber	4	11-30Vdc	Clear	Clear	935mm	36"
SL-73001	36	Amber	8	11-30Vdc	Clear	Clear	935mm	36"
SL-73002	30	Amber	6	11-30Vdc	Clear	Clear	935mm	36"
SL-73003	36	Amber	8	11-30Vdc	Clear	Clear	935mm	36"

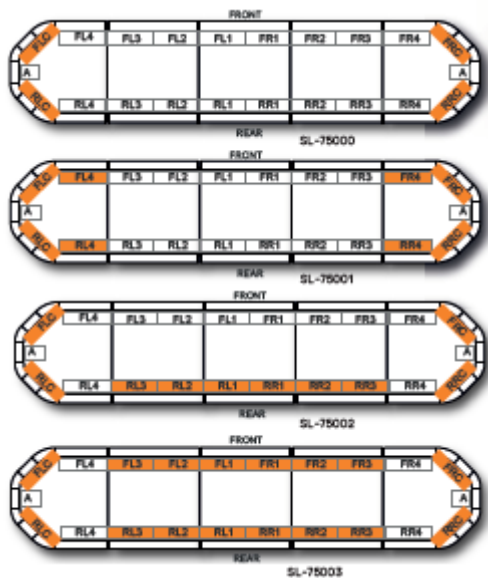


Part Number	LEDs	LED Colour	Modules	Voltage	Plastic Colours		Length (mm)	Length (inches)
					Top Cover	Lenses		
SL-74000	24	Amber	4	11-30Vdc	Clear	Clear	1200mm	49"
SL-74001	36	Amber	8	11-30Vdc	Clear	Clear	1200mm	49"
SL-74002	36	Amber	8	11-30Vdc	Clear	Clear	1200mm	49"
SL-74003	48	Amber	12	11-30Vdc	Clear	Clear	1200mm	49"




SOLIS LIGHT BAR SERIES

Part numbers



Part Number	LEDs	LED colour	Modules	Voltage	Plastic Colours		Length (mm)	Length (inches)
					Top Cover	Lenses		
SL-75000	24	Amber	4	11-30Vdc	Clear	Clear	1535mm	60"
SL-75001	36	Amber	8	11-30Vdc	Clear	Clear	1535mm	60"
SL-75002	42	Amber	10	11-30Vdc	Clear	Clear	1535mm	60"
SL-75003	60	Amber	16	11-30Vdc	Clear	Clear	1535mm	60"




Light head modules

Part number	Diodes	LED Colour	Modules	Voltage
SL-79011	3	Amber	1	11-30Vdc
SL-79012	3	Red	1	11-30Vdc
SL-79013	3	Blue	1	11-30Vdc
SL-79014	3	White	1	11-30Vdc
SL-79015	3	Green	1	11-30Vdc

Mounting options

Part Number	Image No	Description
SL-79001	1	Standard feet mount **
SL-79002	2	Adjustable feet mount
SL-79003	3	Flat narrow feet, surface mount
SL-79004	4	Flat wide feet, surface mount
SL-79005	5	Adjustable feet mount - (TYPE B)



** these are the standard supplied mountings unless specified otherwise. NB. Additional charges will apply for other options.